


VINTAGE 12K72

EPSILON EXPANSION



OPERATOR'S MANUAL

Version 1.0

KAHAYAN[®]
P R O A U D I O

Avd. de la Estación 4, local bajo
Zarzalejo, Madrid 28293
Spain
admin@kahayan.es

www.kahayan.es

TABLE OF CONTENTS

IMPORTANT SAFETY INSTRUCTIONS.....	3
INTRODUCTION.....	4
HOW TO CONNECT THE VINTAGE 12K72.....	5
CALIBRATION.....	6
SPECIFICATIONS & WARRANTY.....	7
CREDITS.....	8

IMPORTANT SAFETY INSTRUCTIONS

1. Read these instructions
2. Keep these instructions
3. Heed all warnings
4. Follow all instructions
5. Do not use this apparatus near water
6. Clean only with dry cloth
7. Install in accordance with the manufacturer's instructions
8. Do not install near any heat sources such as radiators, heat registers, stoves, or other apparatus (including amplifiers) that produce heat
9. Protect the power cord from being walked on or pinched particularly at plugs and the point where they exit from the apparatus
10. Only use attachments/accessories specified by the manufacturer
11. Unplug this apparatus during lightning storms or when unused for long periods of time
12. Refer all servicing to qualified service personnel. Servicing is required when the apparatus has been damaged in any way, such as power-supply cord or plug is damaged, liquid has been spilled or objects have fallen into the apparatus, the apparatus has been exposed to rain or moisture, does not operate normally, or has been dropped

INTRODUCTION

The **VINTAGE 12K72** is an Epsilon Expansion for all the **users of Epsilon II and Epsilon Studio**. This is the perfect unit if you are looking for the classic 70s british console sound, here is your final option.

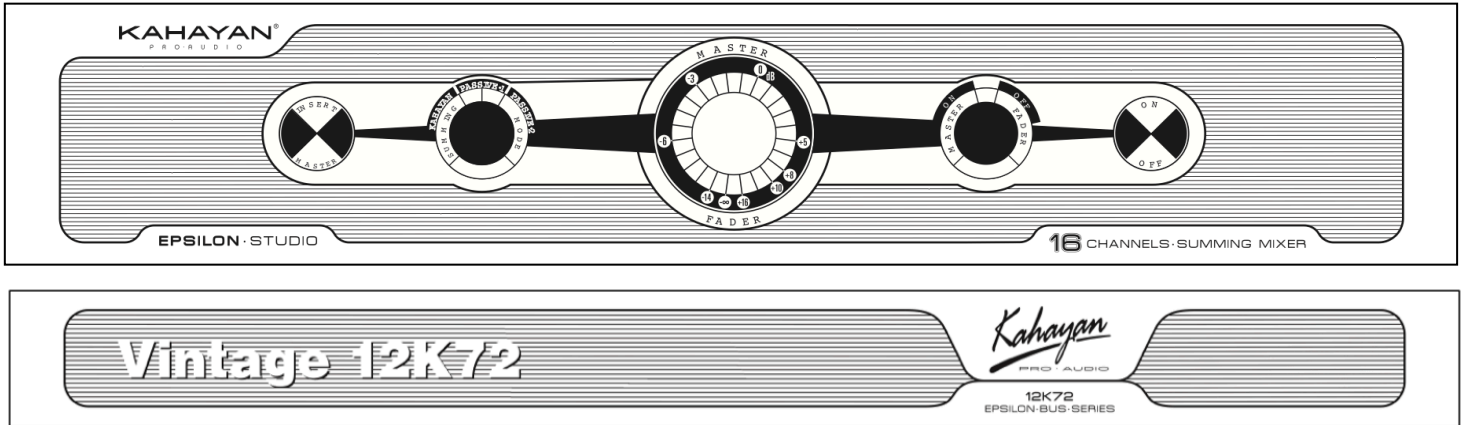
All you just need is connect this expansion unit in your Epsilon Passive insert and move the key Summing Mode to Passive. Extremely easy to use.

All components are hand-selected one by one. The Assembly is completely handmade. The Rack is 1 rack units and 28 cm depth.

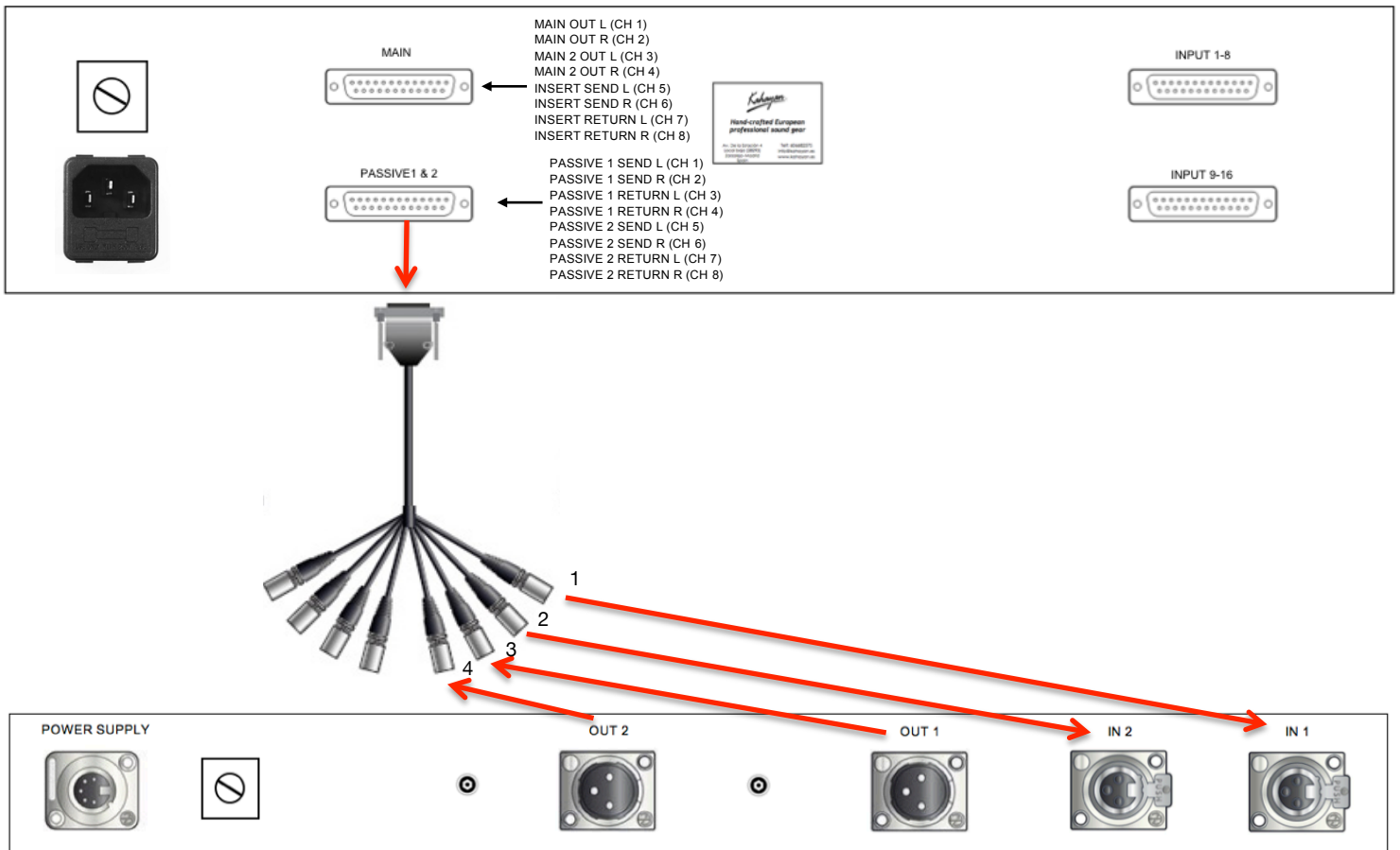
For more information visit: www.kahayan.es

HOW TO CONNECT THE VINTAGE 12K72 EXPANSION

1-In this example we are going to setup an Epsilon Studio with a Vintage 12K72 Expansion:

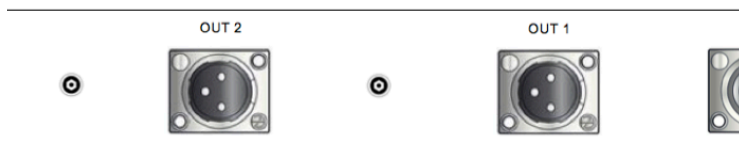


2-You must use a DB25 to XLR-male cable (and 2 female-female adapters):



CALIBRATION

In case you need to re-calibrate the VINTAGE 12K72 there are two trims as you can see in the rear panel:



To calibrate correctly follow these steps:

- 1-Generate in your DAW a session with only one stereo track.
- 2-Insert a signal generator plugin in this track with a 1khz tone at -20dBfs.
- 3-Route these track to your Epsilon summing mixer. To the 1 and 2 inputs.
- 4-Choose the PASSIVE summing mode in your Epsilon summing mixer.
- 5-Route the main output of your Epsilon mixer in to your DAW, in a new stereo track.
- 5-Check if the levels are the same in this new track (left and right levels). And if its needed adjust the rear trims to obtain the same levels in Left and right.

For more information about calibration please contact us.
www.kahayan.es

SPECIFICATIONS

- Analog Summing Bus
- 2 balanced inputs on XLR connectors
- 2 balanced outputs on XLR connectors
- Power supply at 220/110 volts and 50/60 Hz

The manufacturer reserves the right to change the technical specification of the product without prior notice.

WARRANTY

These products are guaranteed for a period of two years from the date of shipment to the end user for countries of the European Union. For other countries, please refer to the law in effect.

During the warranty period Kahayan Pro-Audio will, at their discretion, either repair or replace products which prove to be defective, provided that the product is returned to an authorised Kahayan service facility.

Defects caused by unauthorised modifications, accident, negligence or any misuse are not covered by this warranty. For further information please contact your dealer or the distributor in your country.

NOTICE OF COPYRIGHT AND OWNERSHIP

All designs, circuit board artwork, front panel artwork, text contained herein and therein, and all other intellectual material is the sole property of Pablo Kahayan from Kahayan Audio. Unauthorized use, distribution, reproduction, etc. is strictly prohibited. Kahayan intellectual property is protected by international copyright laws. Violators will be prosecuted to the fullest extent of all applicable laws.

Transfer of ownership of this unit neither confers nor implies any transfer of ownership of the intellectual property, proprietary design, etc. contained herein.

CREDITS

Concept: Pablo Kahayan

Written by: Pablo Kahayan and Luis del Toro

Edited by: Luis del Toro and Pablo Kahayan

Additional editing: José Ángel

Photos and Recall sheet: José Ángel